



Two tops secretary

I made a mistake, I fixed the table-top under the supporting bars instead of on top, and found a space which was always there but was never seen, I created a lid to cover and to hide and change a few hundred years of classic table making.

Designer	Marcel Wanders	
Year of design	2004	
Material	Solid oak frame with a veneer top	
Additional	*Two tops secretary box is available to purchase separately	
Product Codes	Moooi, tables, two tops secretary.	MOTTTS126**
	Moooi, tables, two tops storage box, white,	MOTTB----W

Detailing














Two tops has a discreet outlet for cables.

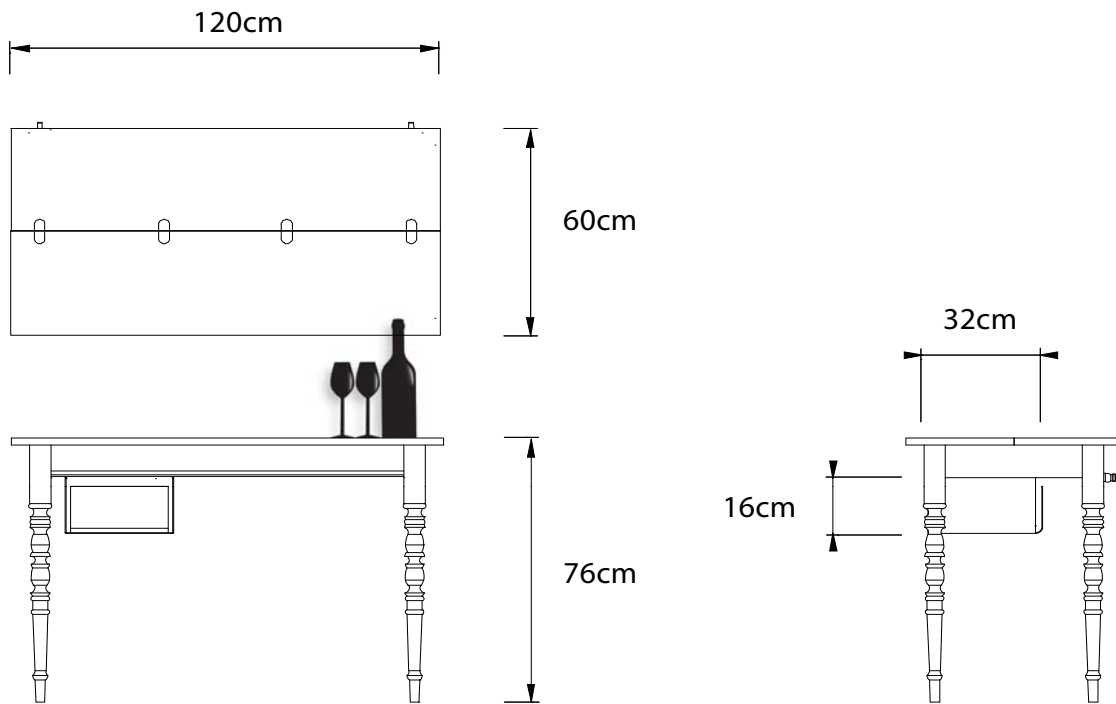


Stoppers are located at the rear to prevent the table top being too close to the wall to open.

Colour

 White RAL9016 (*I)	 Black RAL9005 (*K)	 Red RAL3020 (*R)	 Orange RAL2004 (*C)	 Natural Lacquer (*N)
 Wenge (*E)	 Natural Oil (*A)	 Bloody Brown (*O)	 Grey Brown (*G)	 White Wash (*W)
 Black Stained (*B)				

Main dimensions



Dimensions of the storage box: 32cm x 30cm x 16cm

Technical

The Two tops secretary will require some assembly before use. The legs will need attaching which you will find inside box with the table top. To attach the legs simple align and turn the legs in a clockwise motion until the legs no longer turn. Repeat this for all four legs. It is best to do this whilst the table top is still packaged and upside-down. The table is a heavy item and may require more than one person to manuver. If you are unsure of anything please contact our product development team for advice.

Packaging

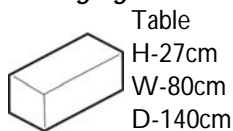


Table
H-27cm
W-80cm
D-140cm



1-Colli
27-Net
30-Gross



Storage box
H-33cm
W-31cm
D-20cm



1-Colli
2.7-Net
3.5-Gross

Additional - Secretary box



This powder-coated steel storage box mimics the intentions of the Secretary by hiding away the untidy mess from a working day. The table accommodates the box on both sides.

MOTTB----W

m o o o i[®]

Photography



Photography by Anke Helmich

Cleaning Instructions

Moooi recommends using a trusted household furniture polish and a soft, non-abrasive cloth to create an even sheen. Always read the label of any cleaning products you wish to use on Moooi furniture.
