
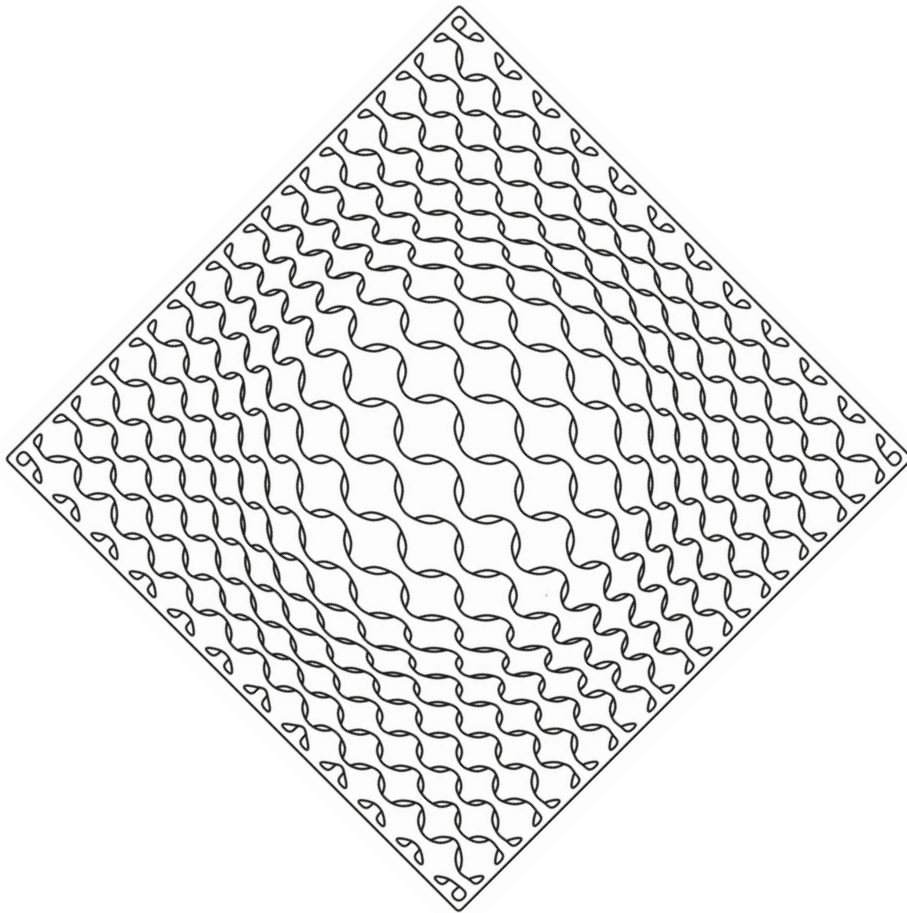


Inspired by 3D work of the graphic artist Victor Vasarely, the design is an unusual and lively texture bulging out of a traditional perfect square that gives a real 3D feel.


Designed by

*Fanne*

# Vasarely



Vasarely wall light in private residence

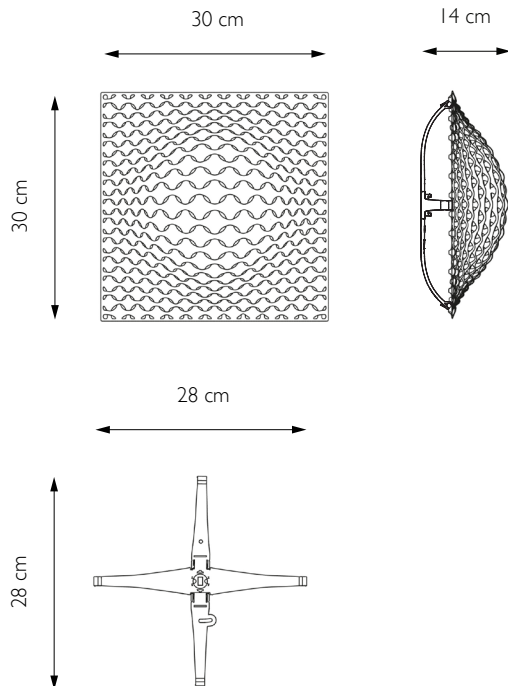


Vasarely wall light – front

# Vasarely

## sq30

### VASARELY SQ30



### PRODUCT INFORMATION

Product	Vasarely sq30
Bulb	○ 240V ○ 120V

G9 halogen (Max 48W) supplied

Type	Sconce; wall or ceiling light
Designer	Janne Kyttänen 2007
Color	White
Material	3D printed Nylon

### HOW IT'S MADE

This product is the outcome of Freedom Of Creation's ten years of pioneering research exploring 3D printing technologies; a process that transforms a CAD file into a real object by a printing process, adding one layer of matter onto the other until the entire object is generated. The unlimited expressive possibilities that these technologies provide have characterized FOC as a trendsetting brand.

### INSTALLATION INSTRUCTION

- Step 1** – You can either leave the cable hanging against the wall and use the dimmer/switch or cut the cable and connect it directly to your power source (make sure that the electricity is switched off)
- Step 2** – Connect the mounting unit to the wall or ceiling with the screws & plugs (use M6 drill) that are included
- Step 3** – Insert the bulb in the ceramic fitting
- Step 4** – Snap the shade onto the mounting unit connectors

### DAILY USE INSTRUCTION

#### Light placement

- Only indoors
- Do not use as a table light
- Press the dimmer button once to turn the light on/off. Hold the button to dim/brighten the light

#### Bulb (re)placement

- Do not (re)place when the cable is plugged into the socket
- Do not touch halogen bulbs with your bare hands
- Do not use bulbs that exceed the maximum wattage specified in the right top of the sheet

#### Precautions

- Do not cover the lamp
- Do not leave the product unattended with children
- The product is not a heavy duty item but a work of art, so treat it carefully

#### Cleaning

The shade can be cleaned with standard soap and a dishwashing brush or it can be placed in the dishwasher

### COLOR CHANGE

Just like people the color of the 3D-Printed shade ages. It comes out white and will become a stable off-white color after a year

### ELECTRICITY MARKINGS



### DIMENSIONS

	Package dimensions	Net/gross weight
Vasarely sq30	43 x 43 x 27 cm	0,4 / 3 kg