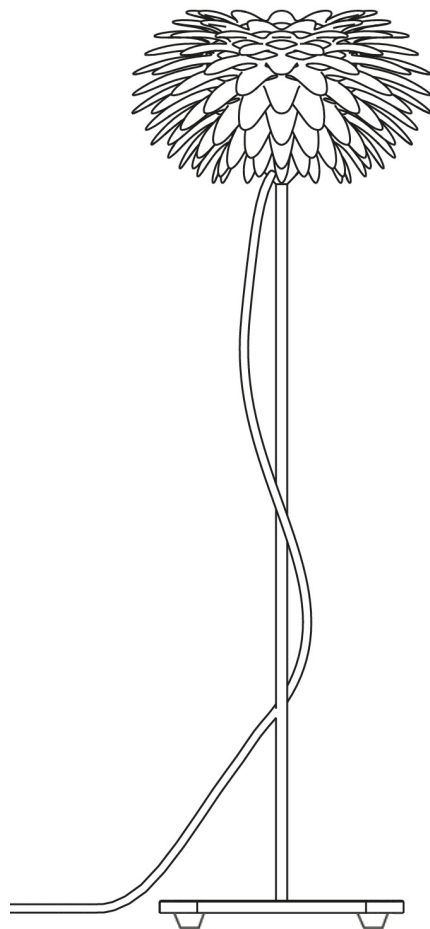


Uncountable, delicate petals, with light flooding through and around them, compose the shade of Palm lamp. Available as a floor or table lamp and with the suspension lamp available in four different sizes, Palm is an ideal range for coordinated lighting in small and big environments.

Designed by

Fanne

Palm Table/Standing



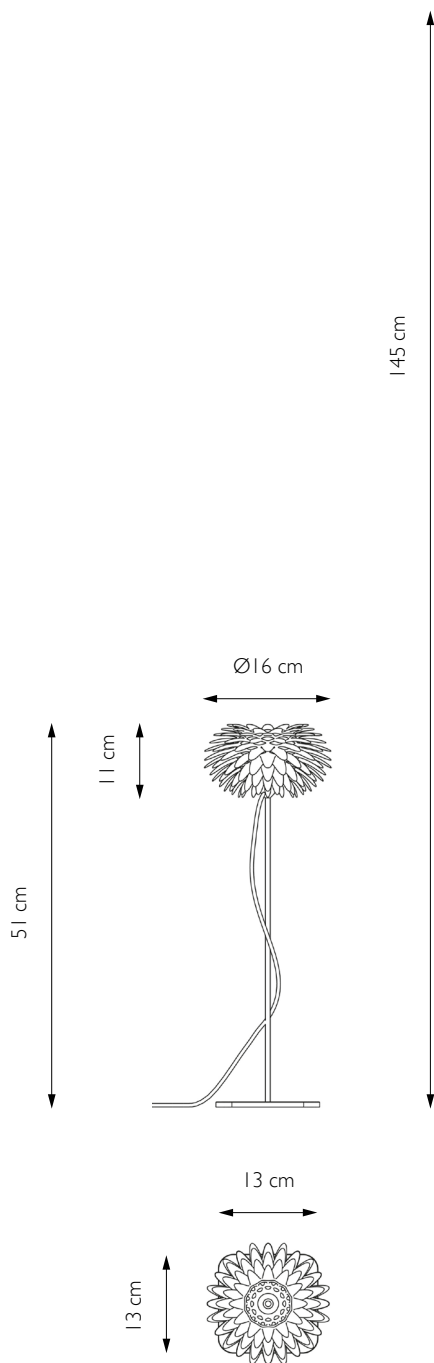
Palm Table in The Dylan Hotel Amsterdam (The Netherlands)




Palm Table – shade

Palm Table/Standing

PALM TABLE



PALM STANDING



PRODUCT INFORMATION

Product	<input type="radio"/> Palm Table
	<input type="radio"/> Palm Standing
Bulb	<input type="radio"/> 240V
	<input type="radio"/> 120V

Palm Table: G9 halogen (Max 40W) supplied
Palm Standing: G9 halogen (Max 48W) supplied

Type	Table light & standing light
Designer	Janne Kyttäen 2005–2006
Color	White & matte black
Material	3D printed Nylon & powder coated steel

HOW IT'S MADE

This product is the outcome of Freedom Of Creation's ten years of pioneering research exploring 3D printing technologies; a process that transforms a CAD file into a real object by a printing process, adding one layer of matter onto the other until the entire object is generated. The unlimited expressive possibilities that these technologies provide have characterized FOC as a trendsetting brand.

INSTALLATION INSTRUCTION

- Step 1** – Insert the bulb in the ceramic fitting
Step 2a (Palm Table) – Screw the shade onto the fitting
Step 2b (Palm Standing) – Position the shade around the ceramic fitting and screw tight with the beige ring that is included
Step 3 – Plug the cable into your power socket

DAILY USE INSTRUCTION

Light placement
 – Only indoors
 – Press the dimmer button once to turn the light on/off. Hold the button to dim/brighten the light

Bulb (re)placement
 – Do not (re)place when the cable is plugged into the socket
 – Do not touch halogen bulbs with your bare hands
 – Do not use bulbs that exceed the maximum wattage specified in the right top of the sheet

Precautions
 – Do not cover the lamp
 – Do not leave the product unattended with children
 – The product is not a heavy duty item but a work of art, so treat it carefully

Cleaning
 The shade can be cleaned with standard soap and a dishwashing brush or it can be placed in the dishwasher

COLOR CHANGE

Just like people the color of the 3D-Printed shade ages. It comes out white and will become a stable off-white color after a year

ELECTRICITY MARKINGS



DIMENSIONS

	Package dimensions	Net/gross weight
Palm Table	74 x 22 x 18 cm	1,6 / 4 kg
Palm Standing	145 x 29 x 29 cm	2,6 / 6 kg